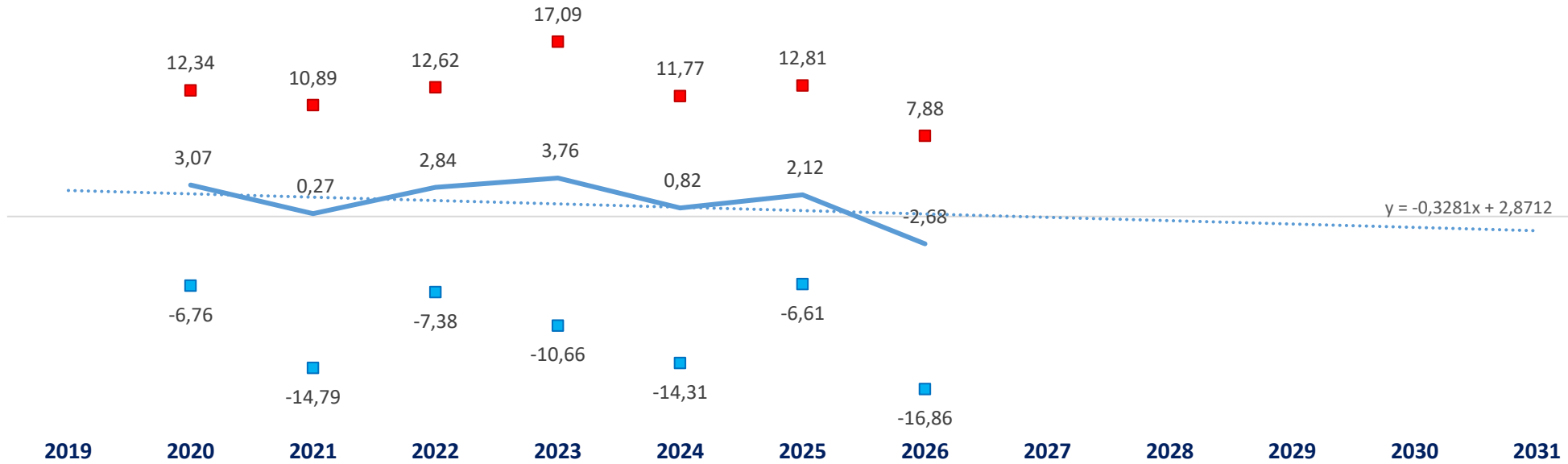


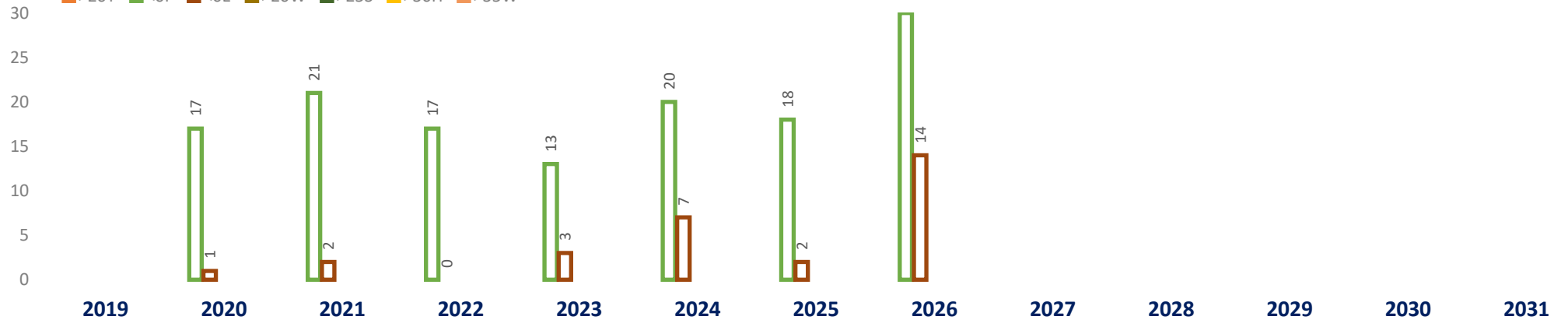
Drewitz – Monatstemperatur JANUAR

03197 | 14.3026 °E - 51.5335 °N | 69 Meter | Brandenburg | Spree-Neiße-Kreis



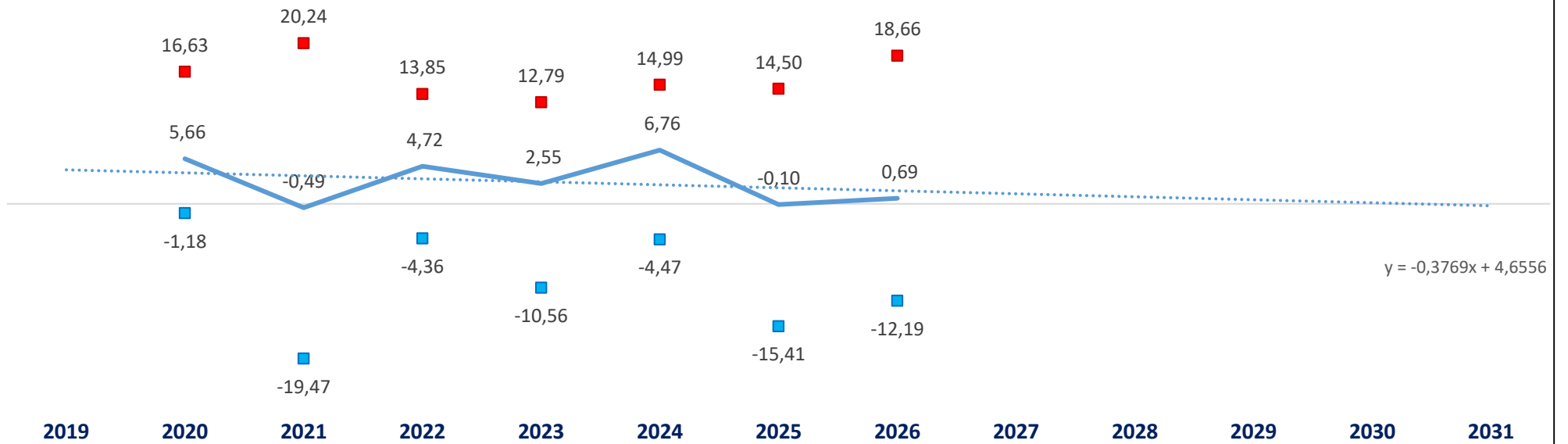
Meteorologische Temperaturkenntage

■ >20T
 ■ <0F
 ■ <0E
 ■ >20W
 ■ >25S
 ■ >30H
 ■ >35W



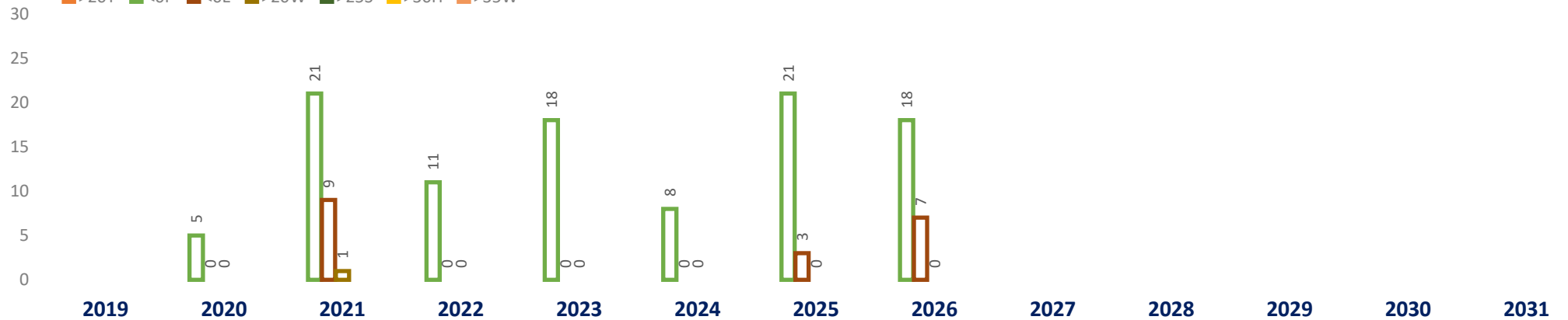
Drewitz – Monatstemperatur FEBRUAR

03197 | 14.3026 °E - 51.5335 °N | 69 Meter | Brandenburg | Spree-Neiße-Kreis



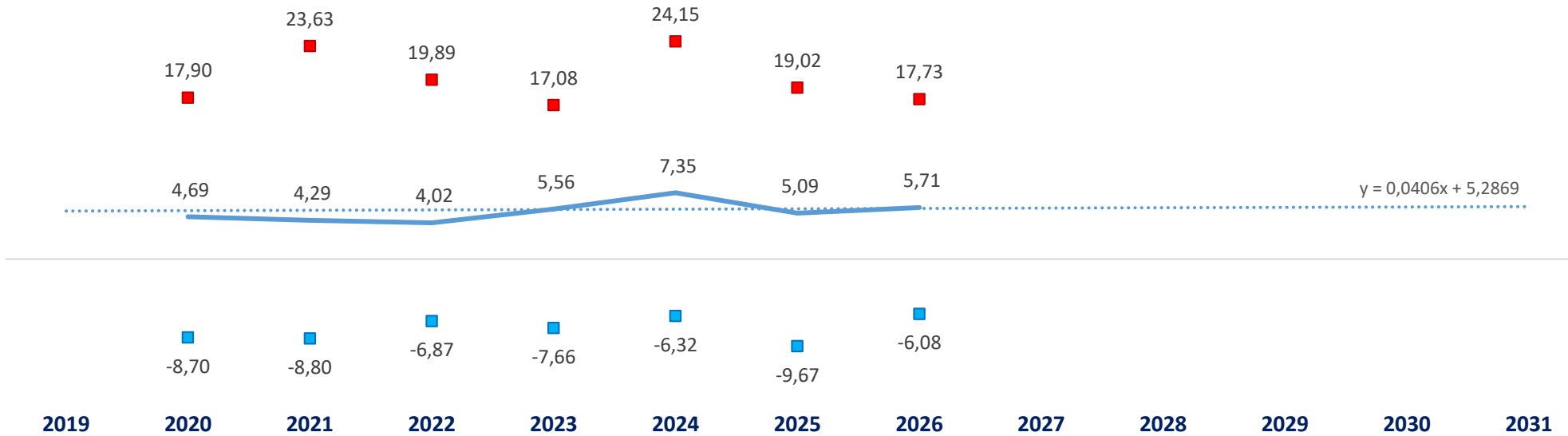
Meteorologische Temperaturkenntage

>20T <0F <0E >20W >25S >30H >35W



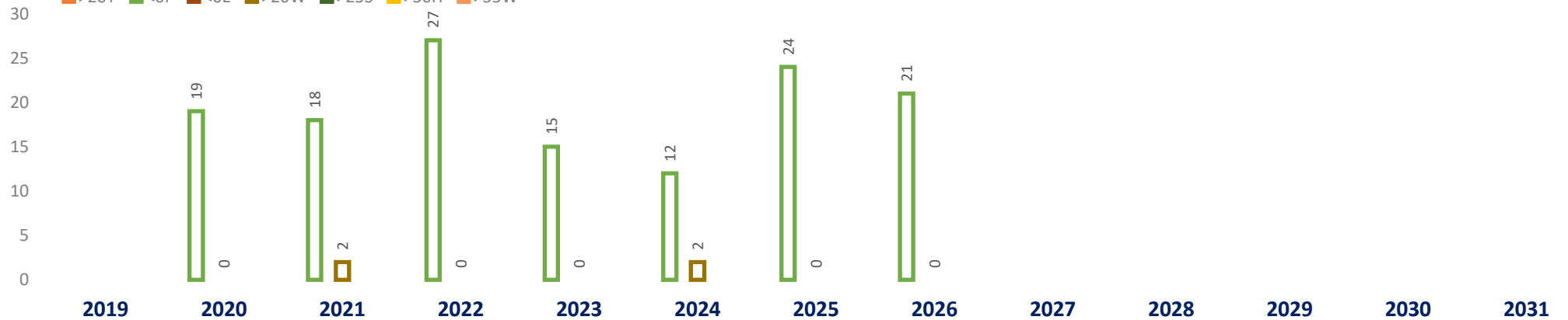
Drewitz – Monatstemperatur MÄRZ

03197 | 14.3026 °E - 51.5335 °N | 69 Meter | Brandenburg | Spree-Neiße-Kreis



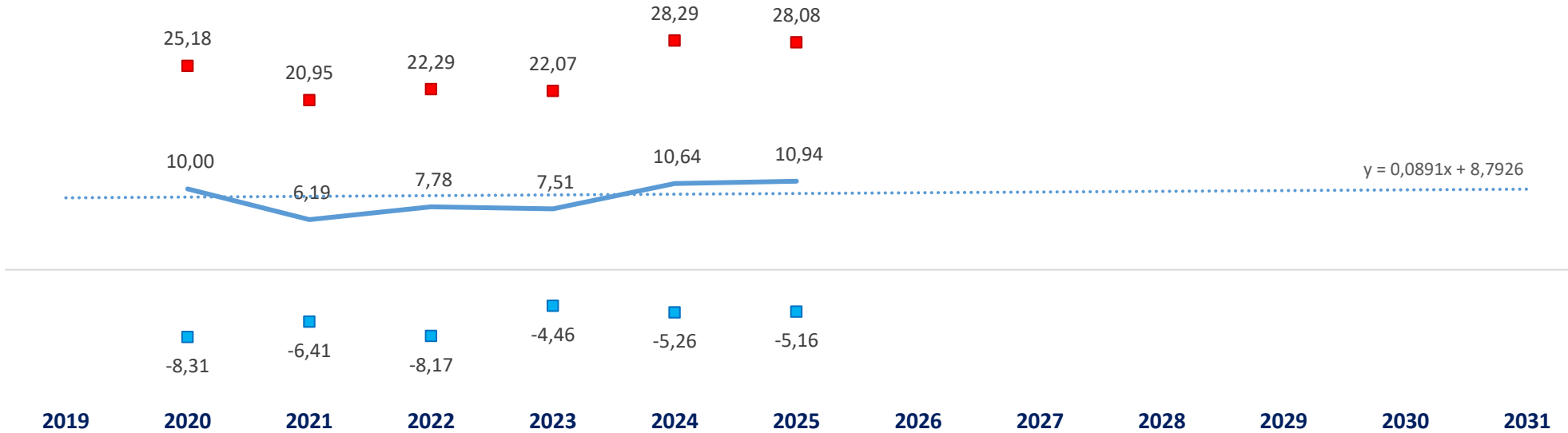
Meteorologische Temperaturerkenntage

■ >20T
 ■ <0F
 ■ <0E
 ■ >20W
 ■ >25S
 ■ >30H
 ■ >35W



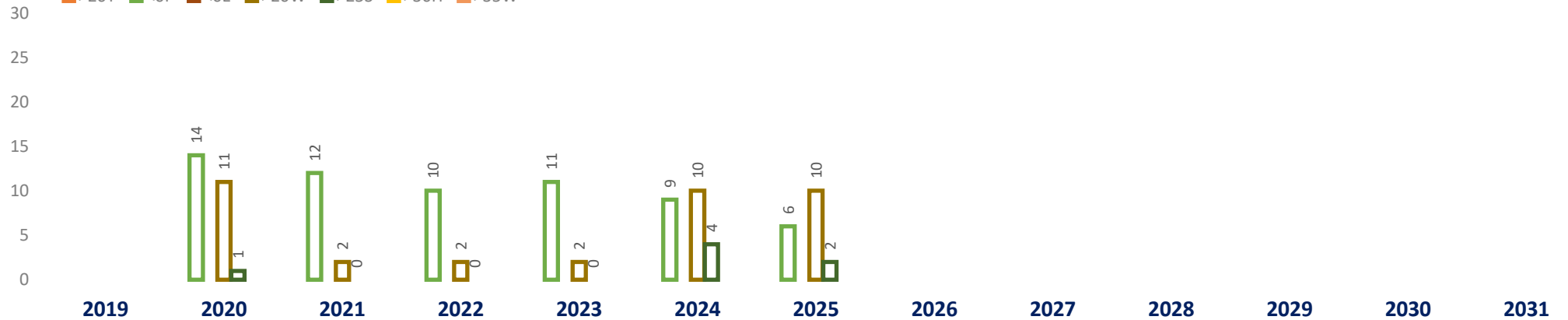
Drewitz – Monatstemperatur APRIL

03197 | 14.3026 °E - 51.5335 °N | 69 Meter | Brandenburg | Spree-Neiße-Kreis



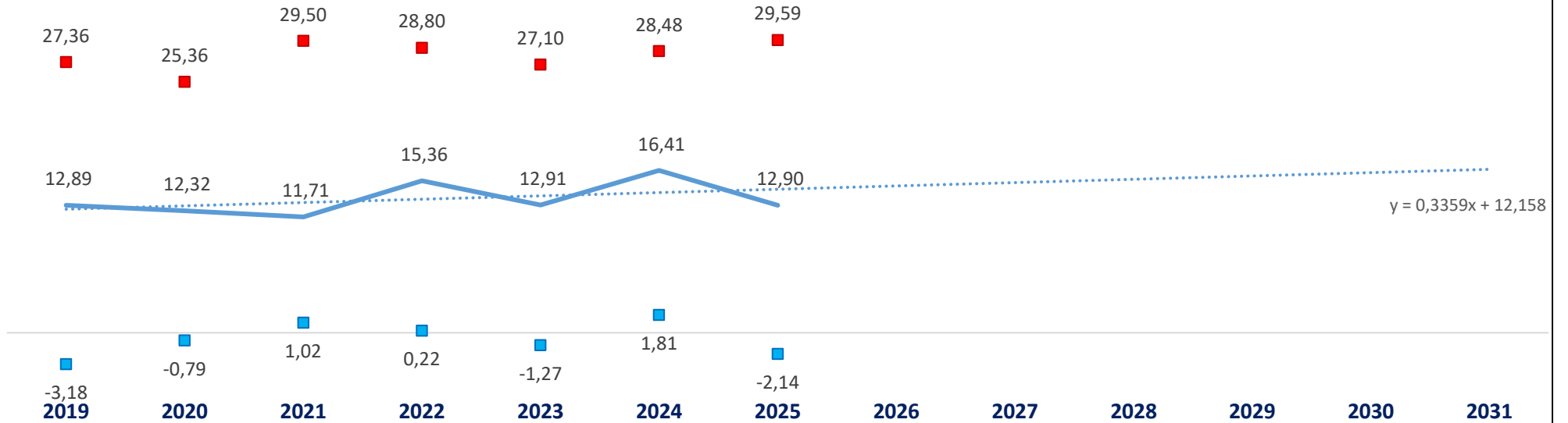
Meteorologische Temperaturkenntage

>20T <0F <0E >20W >25S >30H >35W



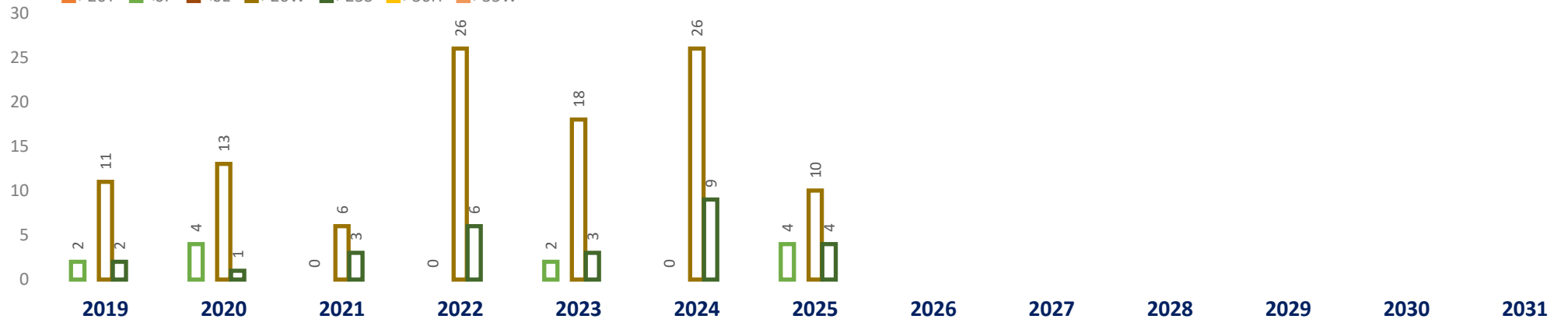
Drewitz – Monatstemperatur MAI

03197 | 14.3026 °E - 51.5335 °N | 69 Meter | Brandenburg | Spree-Neiße-Kreis



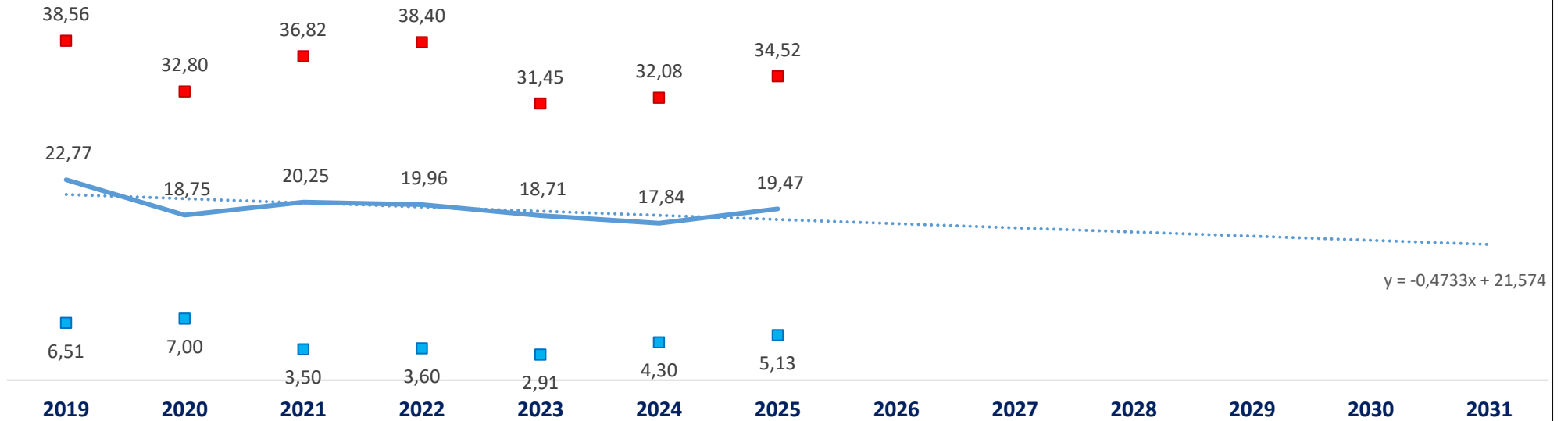
Meteorologische Temperaturerkmale

>20T <0F <0E >20W >25S >30H >35W



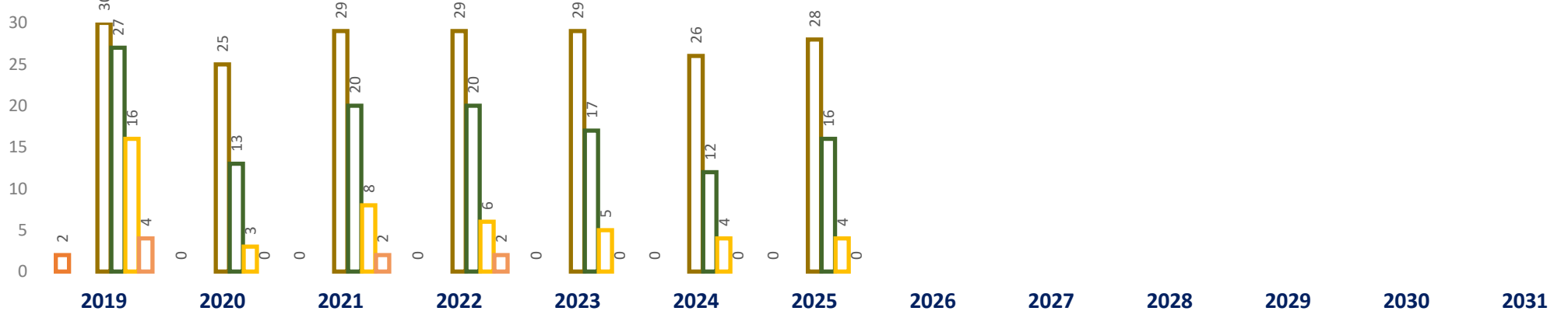
Drewitz – Monatstemperatur JUNI

03197 | 14.3026 °E - 51.5335 °N | 69 Meter | Brandenburg | Spree-Neiße-Kreis



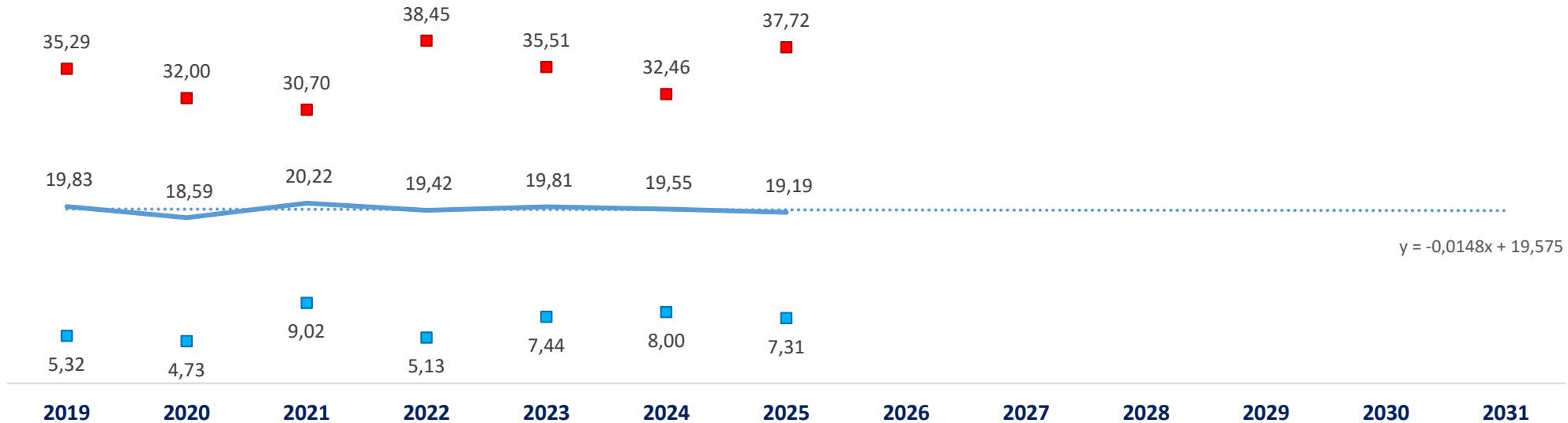
Meteorologische Temperaturkennzettel

■ >20T ■ <0F ■ <0E ■ >20W ■ >25S ■ >30H ■ >35W



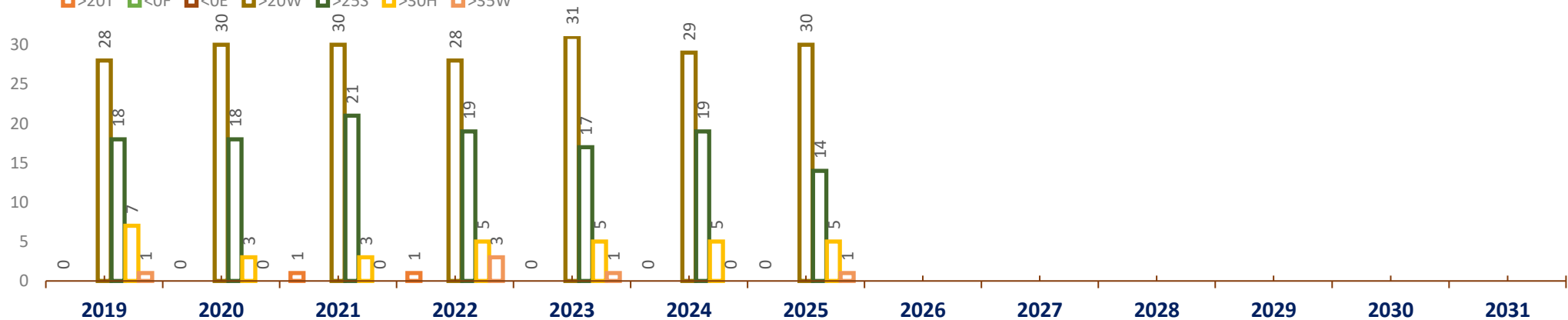
Drewitz – Monatstemperatur JULI

03197 | 14.3026 °E - 51.5335 °N | 69 Meter | Brandenburg | Spree-Neiße-Kreis



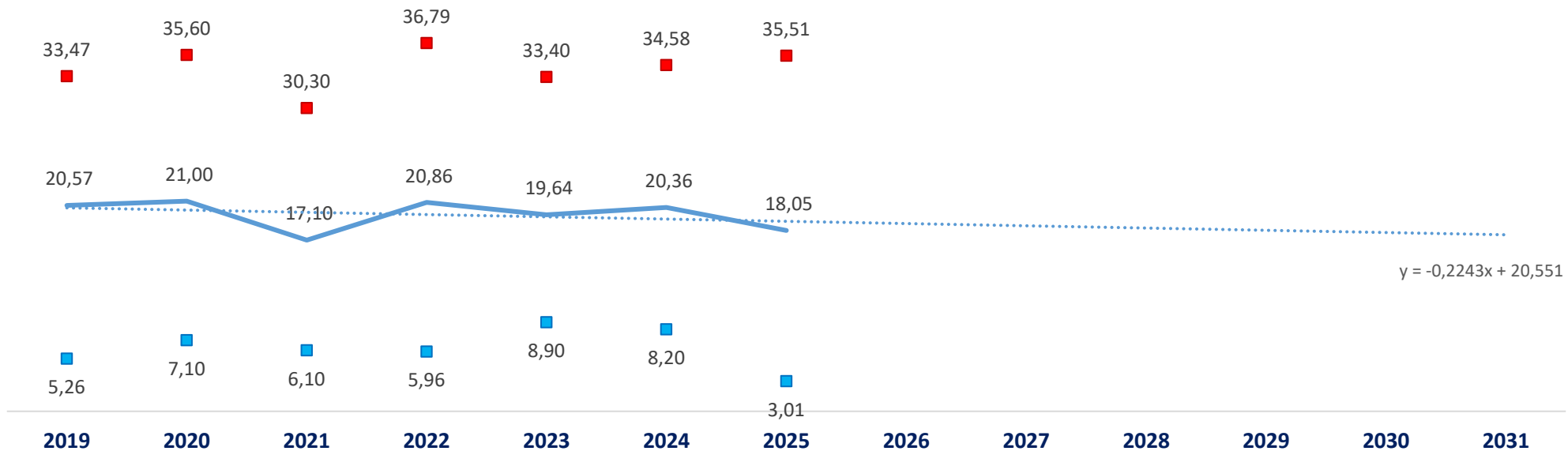
Meteorologische Temperaturerkmale

■ >20T ■ <0F ■ <0E ■ >20W ■ >25S ■ >30H ■ >35W



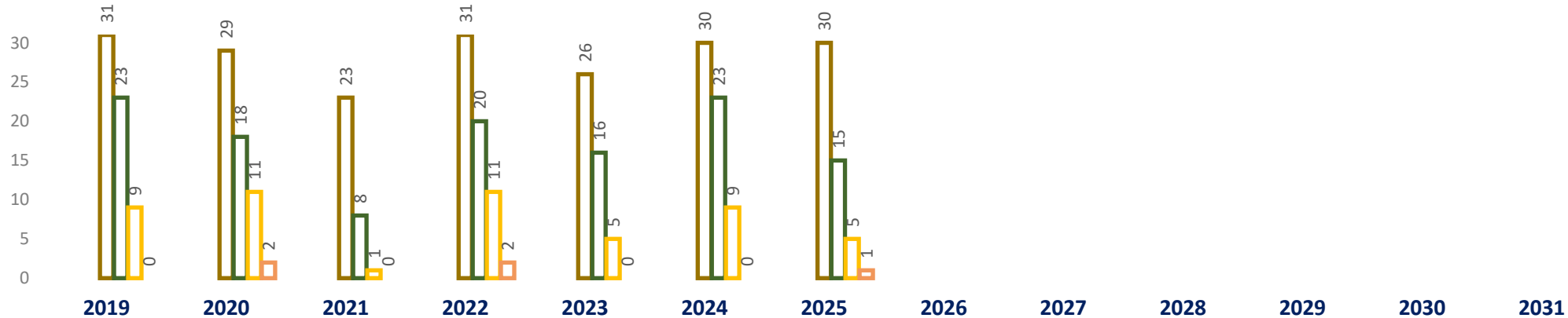
Drewitz – Monatstemperatur AUGUST

03197 | 14.3026 °E - 51.5335 °N | 69 Meter | Brandenburg | Spree-Neiße-Kreis



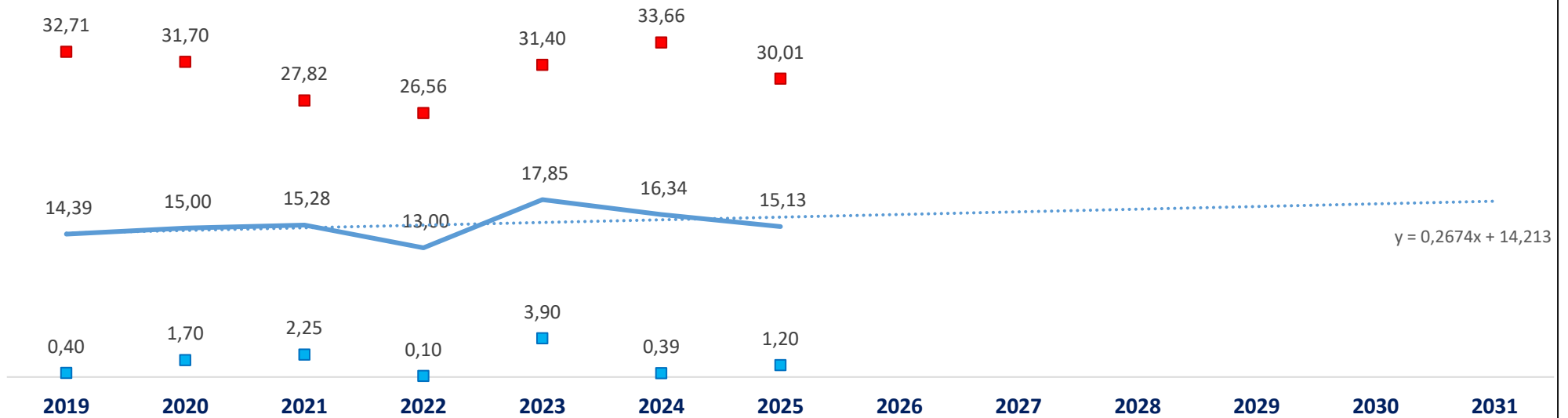
Meteorologische Temperaturerkmale

>20T <0F <0E >20W >25S >30H >35W



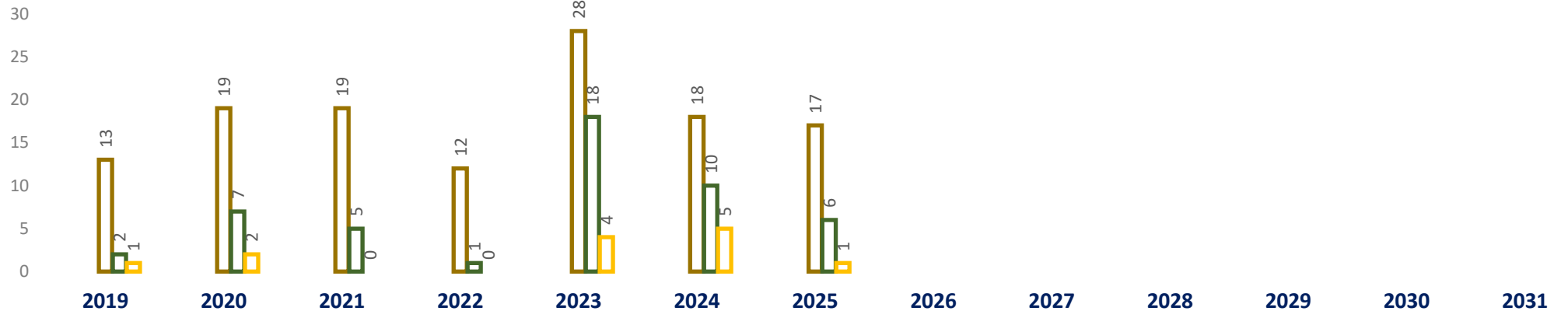
Drewitz – Monatstemperatur SEPTEMBER

03197 | 14.3026 °E - 51.5335 °N | 69 Meter | Brandenburg | Spree-Neiße-Kreis



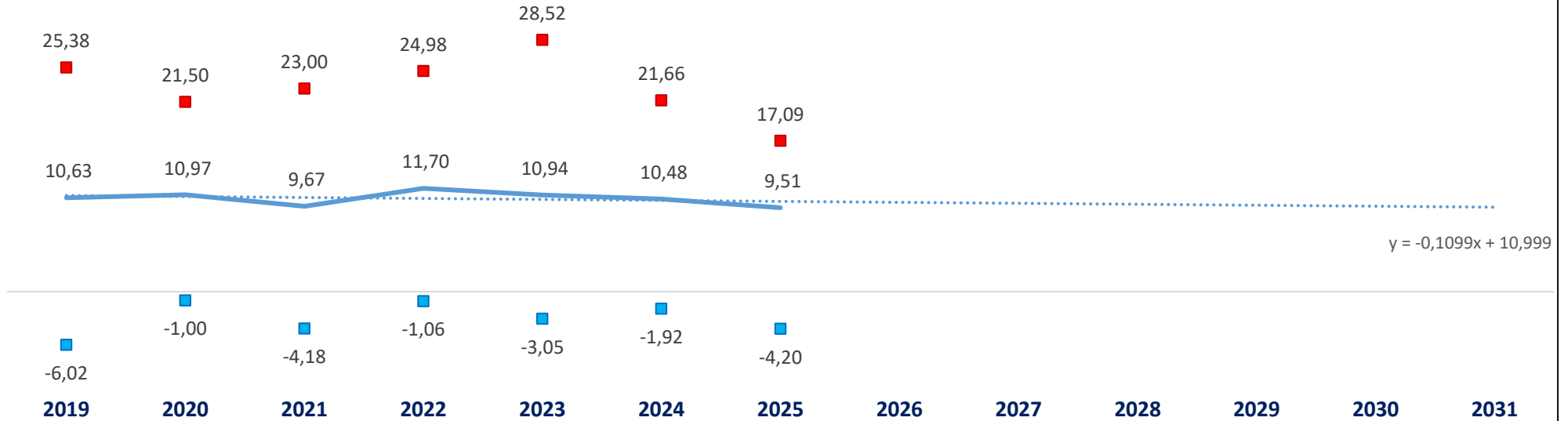
Meteorologische Temperaturerkmale

■ >20T ■ <0F ■ <0E ■ >20W ■ >25S ■ >30H ■ >35W




Drewitz – Monatstemperatur OKTOBER

03197 | 14.3026 °E - 51.5335 °N | 69 Meter | Brandenburg | Spree-Neiße-Kreis



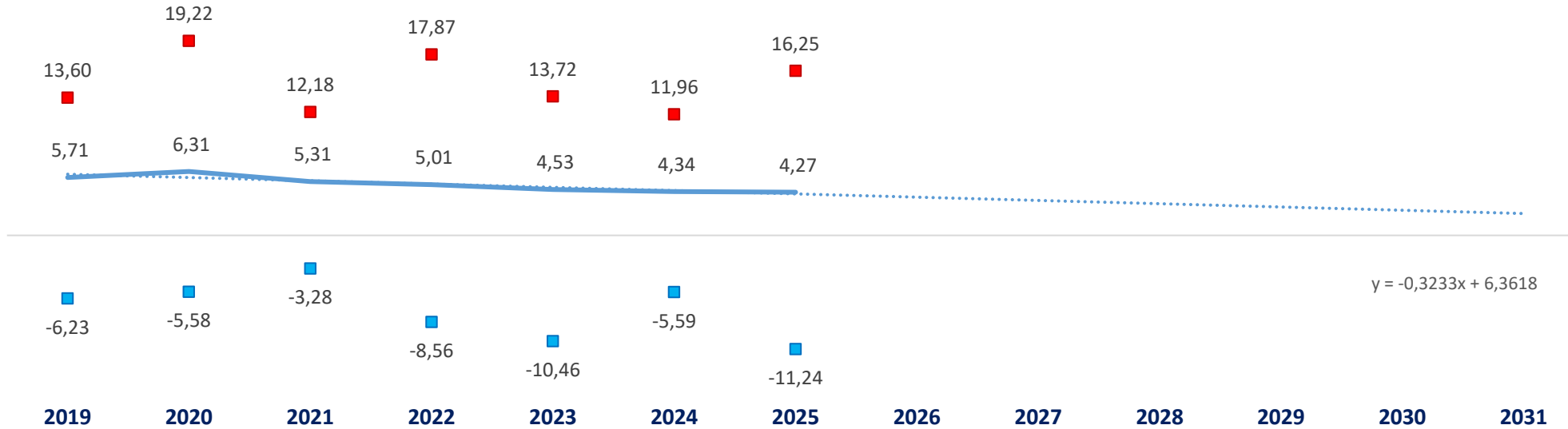
Meteorologische Temperaturerkmale

>20T <0F <0E >20W >25S >30H >35W



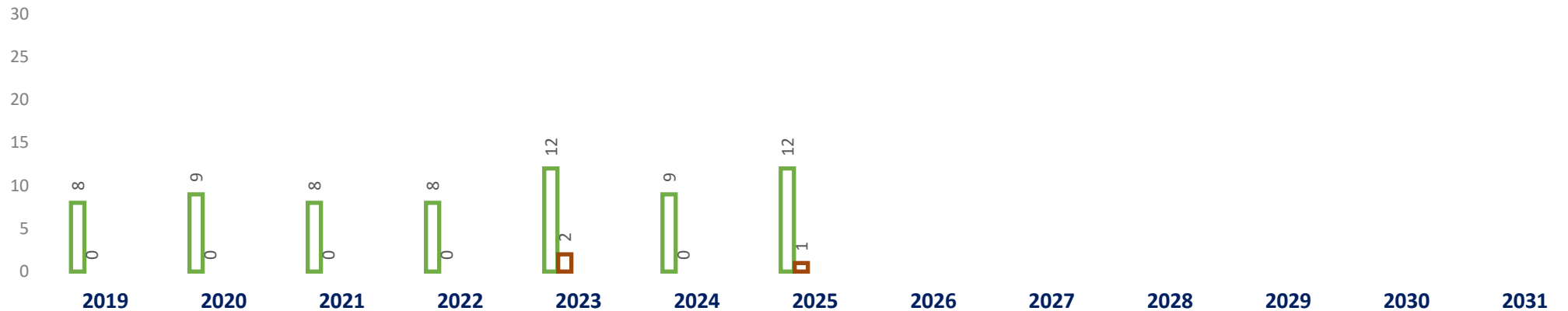
Drewitz – Monatstemperatur NOVEMBER

03197 | 14.3026 °E - 51.5335 °N | 69 Meter | Brandenburg | Spree-Neiße-Kreis



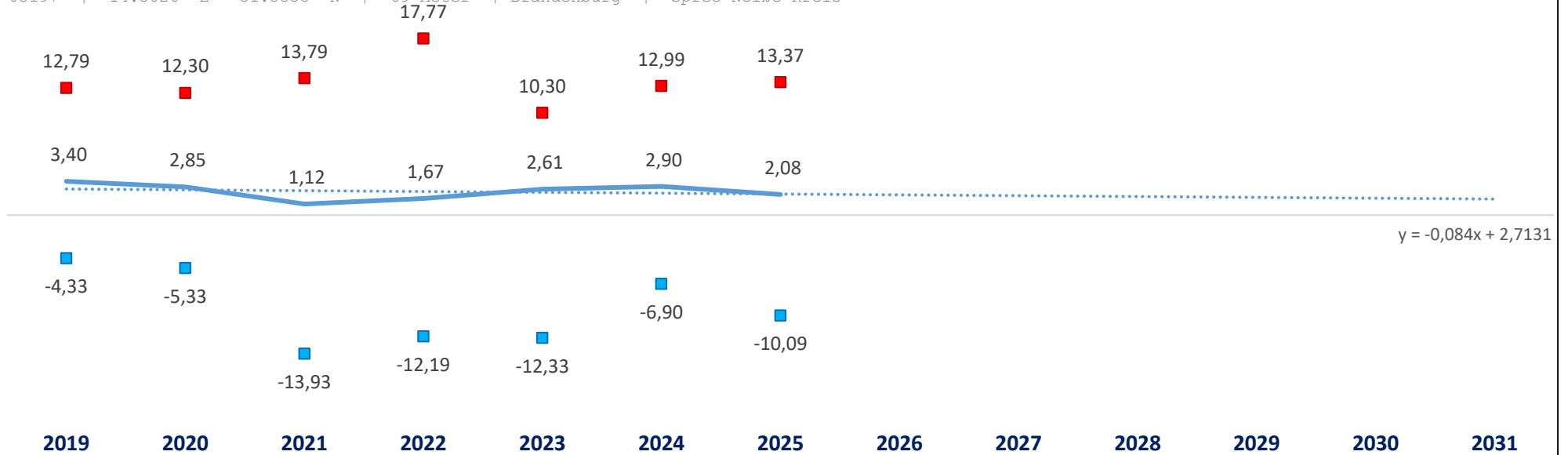
Meteorologische Temperaturkenntage

■ >20T ■ <0F ■ <0E ■ >20W ■ >25S ■ >30H ■ >35W




Drewitz – Monatstemperatur DEZEMBER

03197 | 14.3026 °E - 51.5335 °N | 69 Meter | Brandenburg | Spree-Neiße-Kreis

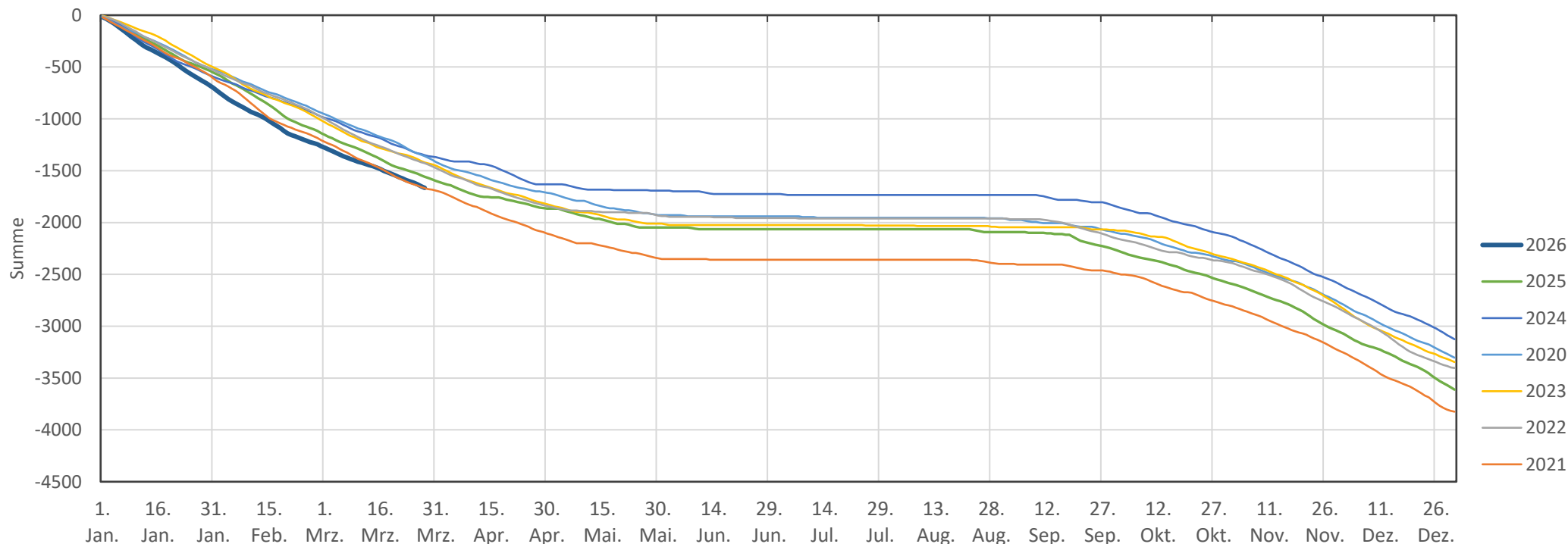


Meteorologische Temperaturerkmale

■ >20T ■ <0F ■ <0E ■ >20W ■ >25S ■ >30H ■ >35W



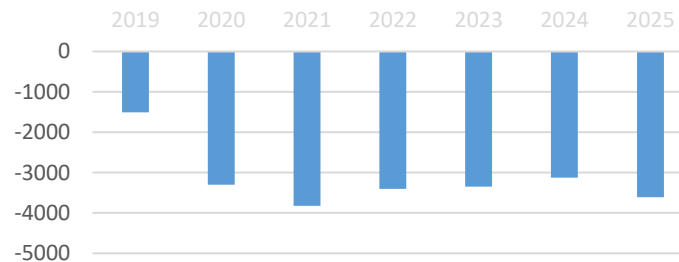
Gradtagzahl aus Drewitz VDI-Richtlinie 2067/DIN 4108 T6



	2019	2020	2021	2022	2023	2024	2025	2026
Jan		-525	-611	-532	-504	-595	-554	-703
Feb		-416	-593	-448	-510	-384	-583	-561
Mrz		-475	-487	-495	-438	-392	-462	-461
Apr		-297	-414	-366	-372	-260	-267	
Mai	-137	-216	-247	-97	-188	-63	-181	
Jun	0	-13	-7	-18	-12	-32	-17	
Jul	-16	-12	0	-5	-6	-11	0	
Aug	0	-6	-41	0	-16	0	-28	
Sep	-131	-134	-85	-183	-26	-102	-167	
Okt	-279	-272	-315	-240	-271	-289	-325	
Nov	-429	-407	-441	-450	-464	-470	-472	
Dez	-515	-532	-585	-568	-539	-530	-555	

	2019	2020	2021	2022	2023	2024	2025	Jahressumme
	-1507	-3304	-3824	-3403	-3346	-3126	-3612	-3612

Abweichung zum 10-Jahresmittel



Erklärung / Definition



>20T
Tiefsttemperatur Tropennacht > 20,0 °C
Tropennacht



<0F
Tagesniedrigsttemperatur < 0,0 °C
Frosttag



<0E
Tageshöchsttemperatur < 0,0 °C
Eistag



>20W
Tageshöchsttemperatur > 20,0 °C
Warmertag



>25S
Tageshöchsttemperatur > 25,0 °C
Sommertag



>30H
Tageshöchsttemperatur > 30,0 °C
Heißertag



>35W
Tageshöchsttemperatur > 35,0 °C
Wüstentag

18:00 UTC bis zum folgetag 05:50 UTC

00:00 UTC bis 23:59 UTC

00:00 UTC bis 23:59 UTC

00:00 UTC bis 23:59 UTC

00:00 UTC bis 23:59 UTC

00:00 UTC bis 23:59 UTC

00:00 UTC bis 23:59 UTC